

WELCOME TO CLASS 6A2!

UNIT 4

My neighbourhood

P.33-LESSON 7 :LOOKING BACK &
PROJECT

Teacher : Đặng Cẩm Giang





WARM UP

Now Let's play games! I have two teams:

Rule: each team will choose number then discuss to give the answer to give mark. Which team have more results is winner !

1.<https://www.baamboozle.com/classic/1171314>



2.<https://www.baamboozle.com/mygames>

LET'S PLAY!



Unit 4. My neighbourhood Looking Back & Project

1. Look and choose the name for each pic.





temple




railway station



square




art gallery



cathedral



GRAMMAR



Monday,

Unit 4. My neighbourhood Looking Back & Project

1. Write the name for each picture.
2. Put the following adjectives in the correct column.



fast

heavy

hot

noisy

large

quiet

expensive

beautiful

exciting

one syllable

fast

hot

large

one syllable

heavy

noisy

quiet

one syllable

expensive



beautiful

exciting

Monday,

Unit 4. My neighbourhood Looking Back & Project

1. Write the name for each picture.
2. Put the following adjectives in the correct column.
3. Now write their comparative forms in the table below.



Trường hợp đặc biệt :

good/ well – better

bad - worse

little- less

Far- further/ farther

Much/ many- more

Quiet- quieter hoặc More quiet (clever, narrow, simple)

Comparative Adj

Short adj(tính từ ngắn) : ADJ + ER + Than

Eg : The ruler is longer than the pen

Long Adj - tính từ dài : More + Long adj + than


Eg : this car is more expensive than that one

Lưu ý : + Adj ngắn tận cùng bằng e + r
+ Adj tận cùng là nguyên âm + phụ âm phải gấp đôi phụ âm rồi + er (big- bigger)

+ Adj ngắn tận cùng phụ âm + y phải đổi y - i rồi + Er (noisy- noisier




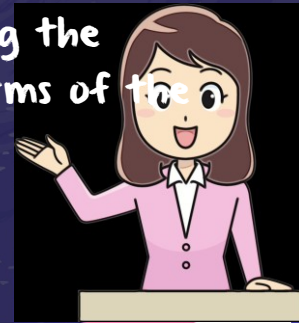
Adjectives	Comparative form
fast	faster
beautiful	more beautiful
noisy	noisier
expensive	more expensive
hot	hotter
exciting	more exciting
quiet	Quieter/ more quiet
heavy	heavier
large	larger




Monday,

Unit 4. My neighbourhood Looking Back & Project

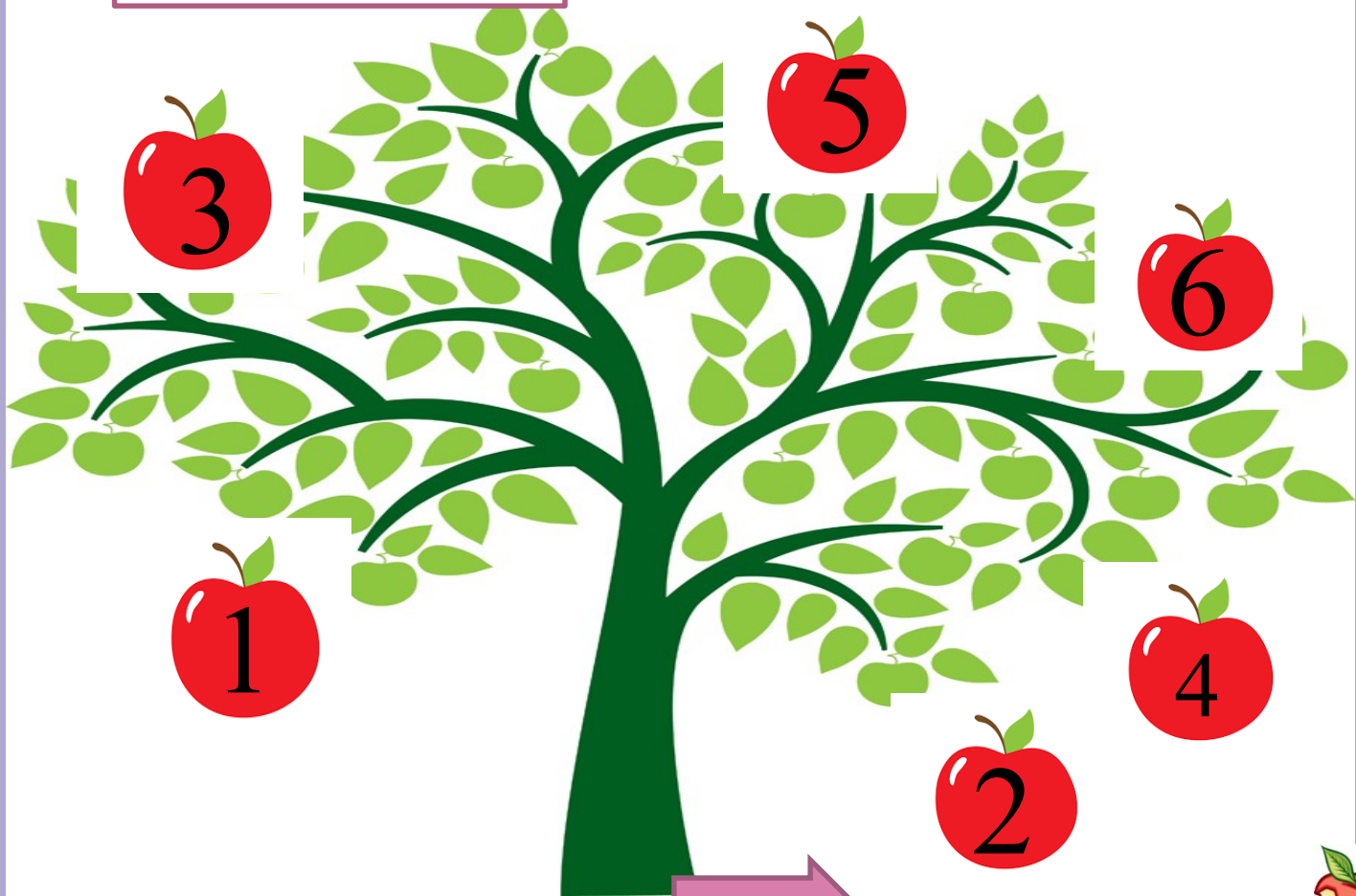
1. Write the name for each picture.
2. Put the following adjectives in the correct column.
3. Now write their comparative forms in the table below.
4. Complete the sentences comparing the pictures. Use the comparative forms of the adjectives below.



CONSOLIDATION



GAME: LUCKY APPLE



expensive

noisy

modern

peaceful



Noisier

1. This street is than that one.




expensive

noisy

modern

peaceful



2. A city house is **more modern** than a country house.



expensive

noisy

modern

peaceful



3. Things at a corner shop are **More expensive** than things at a village market.




expensive

noisy

modern

peaceful



4. Life in the countryside is.....**more peaceful**.....than life in the city.







Now look and read the sentences

A city house is than a country house.

more modern

This street is than that one.

noisier

more peaceful

Life in the countryside is than life in the city.

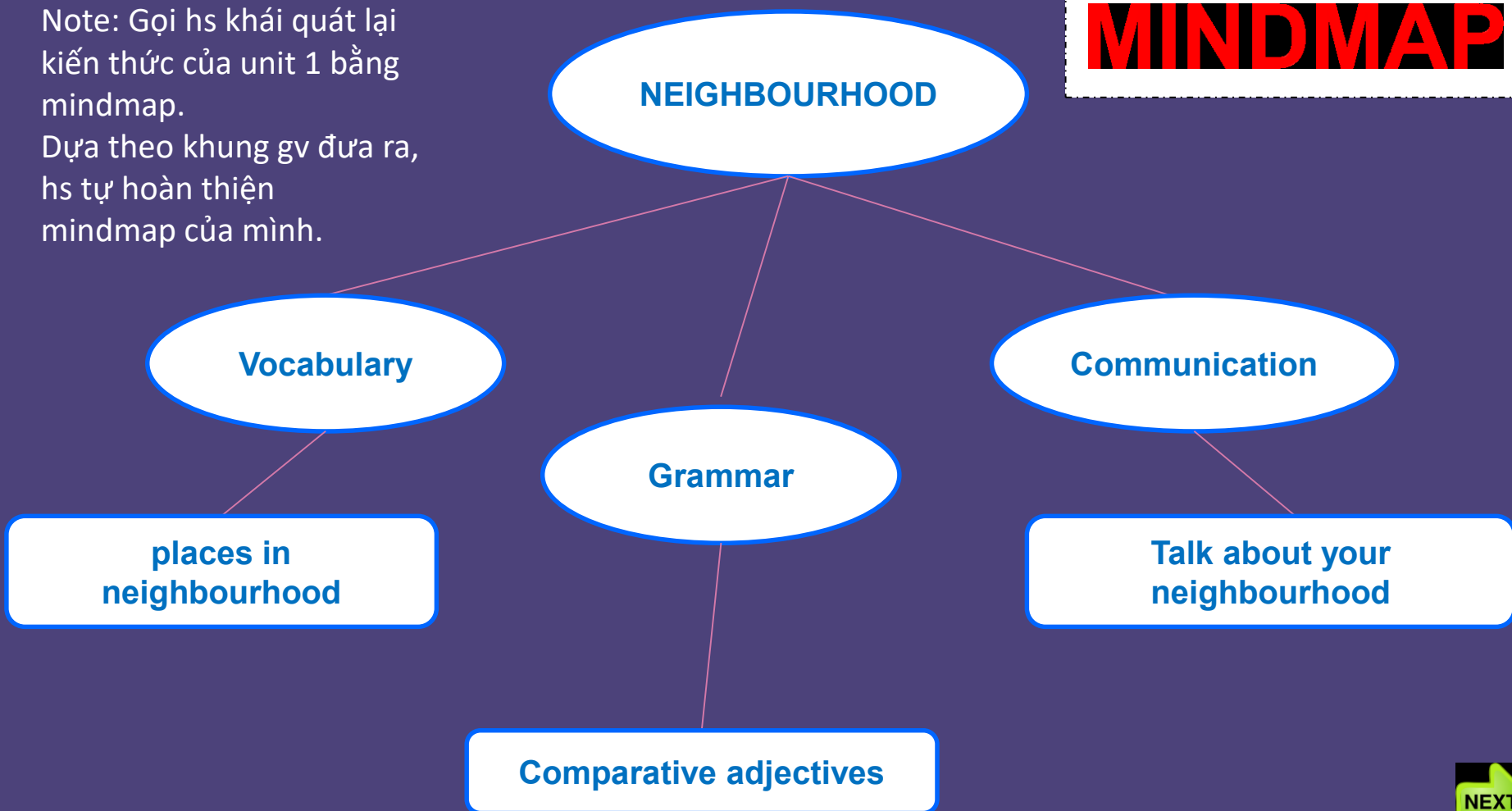
more expensive

Things at the corner shop are than things at a village market.

MINDMAP

Note: Gọi hs khái quát lại kiến thức của unit 1 bằng mindmap.

Dựa theo khung gv đưa ra, hs tự hoàn thiện mindmap của mình.



PROJECT

Draw a map
neighbourh





my house

kindergarten



market





restaurant



my school

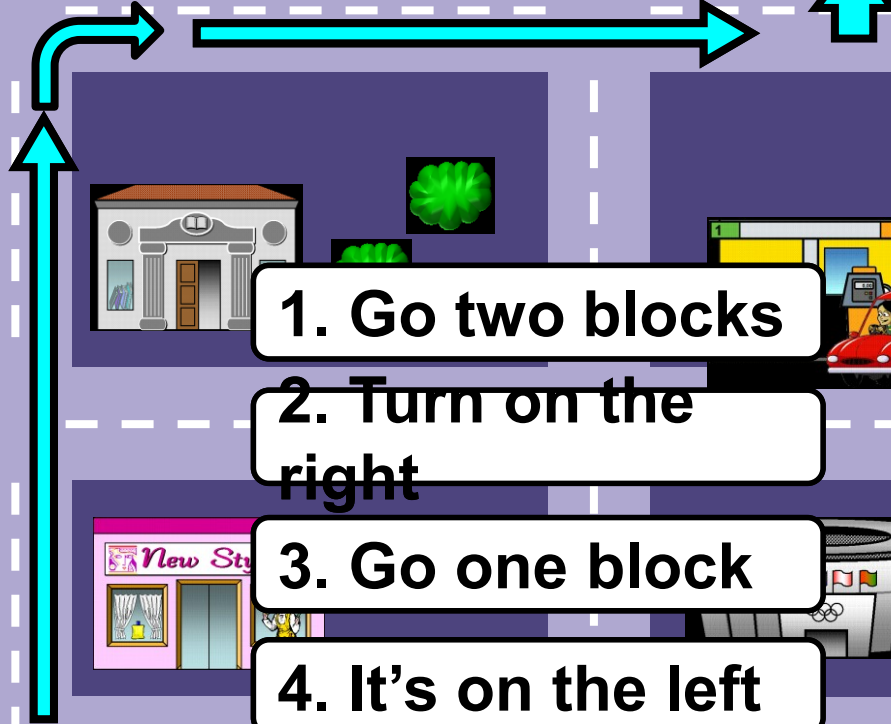

DIRECTIONS



How do I get to the police station?



DIRECTIONS

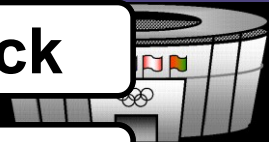



1. Go two blocks


2. Turn on the right

3. Go one block

4. It's on the left



DIRECTIONS



How do I get to the hospital?



Park Avenue



Oak Street



DIRECTIONS

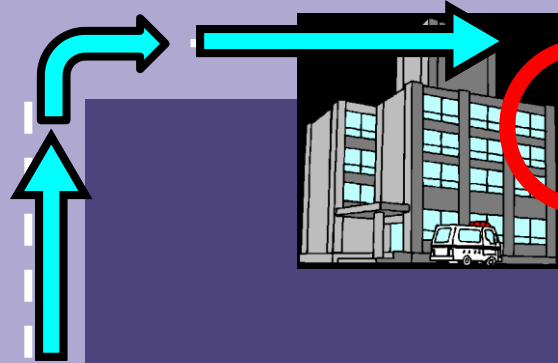



1. Go to the corner

2. Turn right

3. Go straight on

4. It's at the corner of Park Ave. and Oak St.



Oak Street



DIRECTIONS



How do I get to the stadium?



Park Avenue



Oak Street



DIRECTIONS




1. Go to the corner

2. Turn right

3. Go two blocks

4. It's on the right opposite the gas station



DIRECTIONS

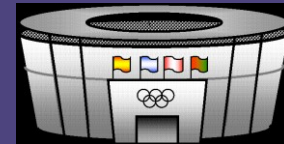


How do I get to the garage?



Park Avenue



Oak Street



DIRECTIONS



1. Go two blocks

2. Turn left

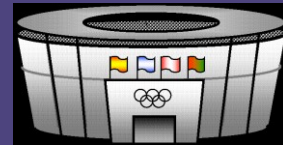
4. It's on the right
across from the park



Venue




Oak Street



PROJECT

Work in group.
Take turns to
ask for and give
directions to
the places on
the map



CREDITS: This presentation template was created by Slidesgo, including icons by Flaticon, and infographics & images by Freepik



**GOOD
BYE!**